

Lynxspring's Onyxx XM 34IO-B (BACnet)

The Onyxx XM 34IO-B, part of Lynxspring's Edge Enabled™ portfolio of embedded controllers and extender modules, is a modular, IO extender module that extends the control functionality and capabilities of Niagara 4 based controllers by extending 34 inputs and outputs (IO).

It is designed to work with any Niagara 4 JENESys[®] PC 8000 controller, Niagara 4 JACE[®] brand controller, Niagara 4 JENESys Edge™ 534, JENESys Edge™ 534 Monnit, JENESys Edge™ 534 4G LTE and JENESys Edge™ 514 controller. Additional Onyxx XM34IO-B extender modules can be daisy chained in sequence to provide even more expanded IO.

The Onyxx XM 34IO-B is ideal for new commercial and industrial buildings, retrofits, multi-site environments and equipment such as air handling units, roof top units, boilers, fan coil units, heat pumps, etc. It also integrates seamlessly into a Niagara 4 network and supports Lynxspring's Niagara IP Horizontal Architecture.

The Onyxx XM 34IO-B is a slave BACnet MS/TP device with 34 points that can be integrated by the controllers listed above.

Onyxx[®] XM 34IO-B Features


- ✓ Extends 34 points of Inputs/Outputs to any JENESys[®] PC 8000 Niagara 4 controller, JACE[®] brand Niagara 4 controller, Niagara 4 JENESys Edge™ 534, JENESys Edge™ 534 Monnit, JENESys Edge™ 534 4G LTE and JENESys Edge™ 514 controller over BACnet™ MS/TP
- ✓ Extremely compact, modular design allows flexibility/versatility
- ✓ Small unit footprint (4.5" x 4.25" x 2.25")
- ✓ Low power

Specifications

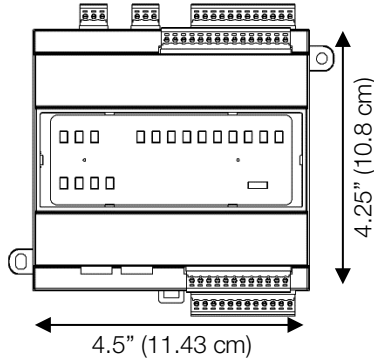
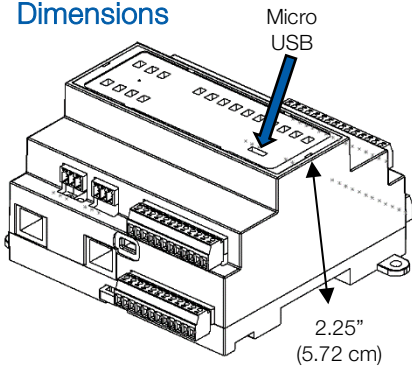
- ✓ 10 Digital Outputs
- ✓ 8 Analog Outputs
- ✓ 16 Universal Inputs
- ✓ Input mode setting per Universal Input (resistance, voltage, current, binary resistive)
- ✓ Micro USB (1)
- ✓ Wired 24 Vac/dc
- ✓ 35 mm DIN rail or flat panel mounting

Use Cases

- ✓ Additional IO for a JENESys Edge 534 or any of the other controllers listed above.



Dimensions



Specifications

COMMUNICATION PORTS

Micro USB	Serial shell access
2 RS-485 ports	RS-485 serial port with 3-screw connector

INPUTS AND OUTPUTS

16 Universal Inputs	Resistance: 0-100 K ohms [Including Type 3 thermistors]; Voltage: 0-10 Vdc; Current: 0-20 mA using a 499-ohm resistor; Binary Resistance: on/off
10 Digital Outputs	Form A contacts, 24 V at 0.5 A
8 Analog Outputs	0-10 Vdc
Connector Screw Size	3/32" slotted
Supported Wire Size	16-28 AWG
Housing	UL94V-0

POWER

Power Input	External 24 Vac/dc power supply, minimum 10 VA/module
-------------	---

CHASSIS

Construction	Base: Plastic, DIN rail or screw mount	Cover: Plastic
Cooling	Internal air convection	
Dimensions	4.5" (11.43 cm) width x 4.25" (10.8 cm) length X 2.25" (5.72 cm) depth	
Mounting	Flat panel and 35 mm DIN rail mounting options standard	

ENVIRONMENT

Operating Temperature Range	0 – 60 °C (32 –140 °F)
Storage Temperature Range	0 – 70 °C (32 –158 °F)
Relative Humidity Range	5 – 95% RH, non-condensing

CERTIFICATIONS

Compliance	FCC Part 15 Subpart B, Class A, RoHS, CE EN 61326-1, CAN IC-ES-3(A)/NMB-3(A)
------------	--

WEIGHT

Onyx-XM34IO-B	0.9 pounds
Product and Packaging	1.6 pounds

Ordering Information

PART NUMBER(S)	DESCRIPTION
Onyx-XM34IO-B	Packaging will include one (1) Onyx XM 34IO-B Extender Module

©2020 by Lynxspring, Inc. All rights reserved. The information and/or specifications published here are current as of the date of publication of this document. Lynxspring, Inc. reserves the right to change or modify specifications without prior notice. The latest product specifications can be found by contacting our corporate headquarters in Lee's Summit, Missouri. Products or features contained herein are covered by one or more United States or foreign patents. Other brand and product names are trademarks or registered trademarks of their respective holders. This document may be copied by parties who are authorized to distribute Lynxspring products in connection with distribution of those products, subject to the contracts that authorize such distribution. It may not otherwise, in whole or in part, be copied, photocopied, reproduced, translated, or reduced to any electronic medium or machine-readable form without prior written consent from Lynxspring, Inc. Complete Confidentiality, Trademark, Copyright and Patent notifications can be found at: lynxspring.com/company/legal.

Lynxspring[®], JENEsys[®], Onyx[®] and Helixx[®] are registered trademarks of Lynxspring, Inc. JENEsys Edge[™] is a trademark of Lynxspring, Inc.
Niagara Framework[®] is a registered trademark of Tridium, Inc.