

JENE PC8000 IO R


PRODUCT DEFINITION

IO R is part of Lynxspring's portfolio of hardware, software and tools designed for remote monitoring and control applications that enables end-to-end automation and device-to-enterprise integration. IO R allows the JENE PC8000 to interface directly with simple non-intelligent inputs and outputs remotely located up to 4,000 feet from the JENE. The connection is established via an industry-standard RS 485 multi-drop communications bus. Multiple IO R devices can be utilized on a single JENE, providing 250+ IO points on a single JENE.

JENE-PC8000-R-16



JENE-PC8000-R-34



SPECIFICATIONS

Niagara 4 - Requires Niagara 4.3 or later

Niagara AX - Requires Niagara 3.8u3 or later

JENE-PC8000-R-16

8 Universal inputs: Type 3 (10k) thermistors, 0-100K ohm, 0-10VDC, 0-20 mA with external resistor

4 Relay outputs (Form A contacts, 24VAC @ .5 amp rated)

4 Analog outputs (0-10VDC)

Powered from JENE-PC8000-R-34

Connected to JENE PC8000 remotely over a shielded RS485 bus

JENE-PC8000-R-34

16 Universal inputs: Type 3 (10k) thermistors, 0-100K ohm, 0-10VDC, 0-20 mA with external resistor

10 Relay outputs (Form A contacts, 24VAC @ .5 amp rated)

8 Analog outputs (0-10VDC)

Powered from a 24VAC/DC source

Can power up to 4 JENE-PC8000-R-16 modules

Connected to JENE PC8000 remotely over a shielded RS485 bus

powered by

niagara
framework®

EXPANDABILITY

MAXIMUM EXPANSION


- (8) JENE-PC8000-R-34s
or
- (16) JENE-PC8000-R-16s

POWER

One JENE-PC8000-R-34 can power four JENE-PC8000-R-16 modules


COMMON CONFIGURATIONS

Maximum configuration for 2 panels

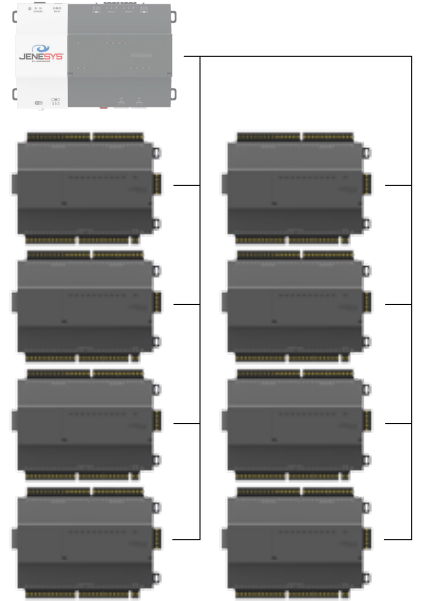


Shown with maximum of four JENE-PC8000-R-16s per one JENE-PC8000-R-34

Maximum configuration for 4 panels



Maximum configuration for 8 panels



AGENCY CERTIFICATIONS

- UL 916
- C-UL
- CE EN 61326-1:2013
- RCM
- FCC part 15, class b
- RoHS2
- REACH
- WEEE
- China ROHS
- Open Energy Management Class 2

ENVIRONMENTAL SPECIFICATIONS

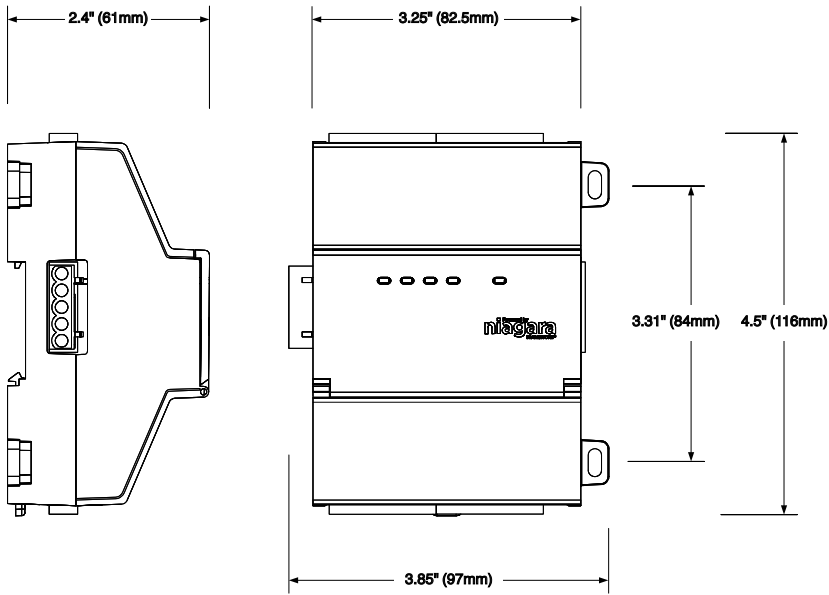
- **Operating temperature:** -20-60°C
- **Storage temperature:** -40-85°C
- **Humidity:** 5%-95% — Non condensing
- **Shipping & vibration:** ASTM D4169, Assurance Level II
- **MTTF:** 10 years+

MOUNTING & DIMENSIONS

The JENE PC8000 IO modules support mounting on standard 7.5mm x 35mm DIN rail or panel mounting.

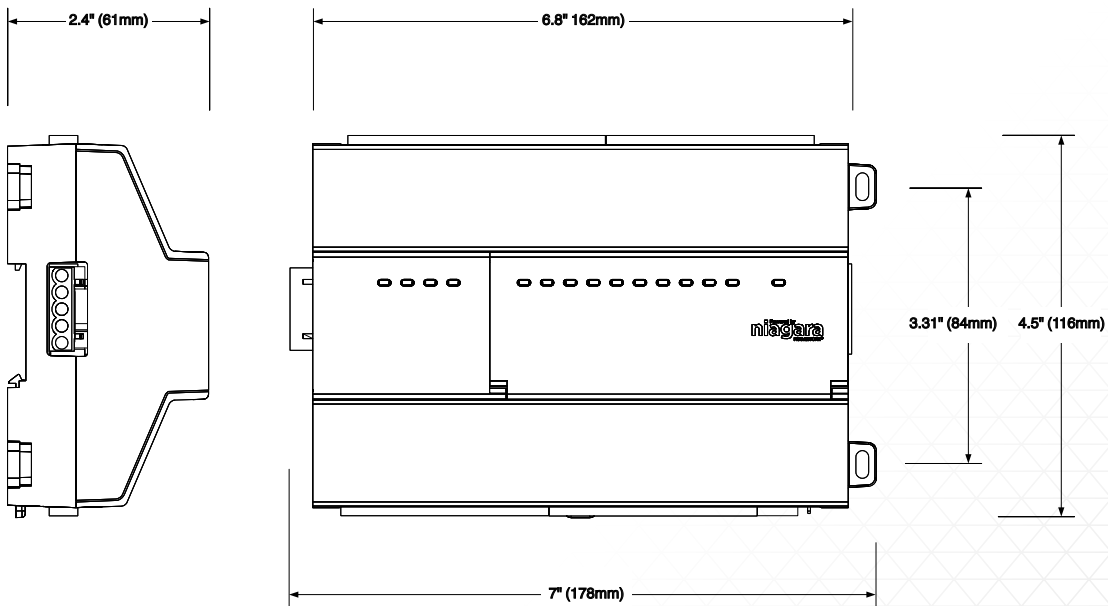
JENE-PC8000-R-16

82.5mm (w) x 116mm (h) x 61mm (d) (3.25 in x 4.5 in x 2.4 in)



JENE-PC8000-R-34

162mm (w) x 116mm (h) x 61mm (d) (6.8 in x 4.5 in x 2.4 in)

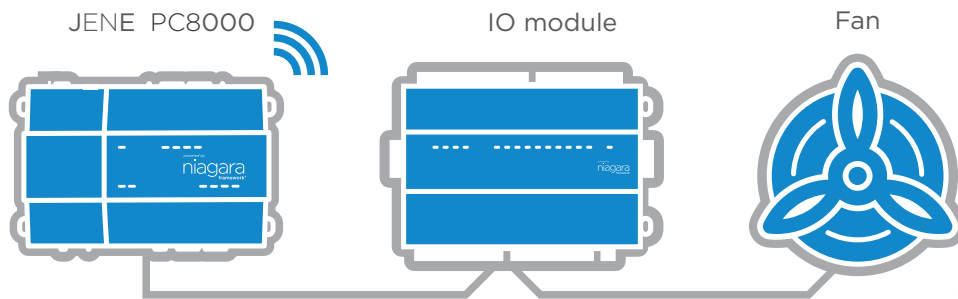




ORDERING INFORMATION

Part number	Description
JENE-PC8000-R-16	16 Point IO Module. Powered by JENE-PC8000-R-34. Connected to JENE PC8000 remotely over RS485.
JENE-PC8000-R-34	34 Point IO Module. Powered by 24VAC. Capable of powering four JENE-PC8000-R-16 modules. Connected to JENE PC8000 remotely over RS485.

NIAGARA FOR REMOTE MONITORING APPLICATIONS



The JENE PC8000 IO R is available through a wide variety of original equipment manufacturers. Our open distribution business model and open protocol support allow a vendor-neutral application compatible with devices and systems throughout the world.



lynxspring.com

Customer support worldwide

Headquarters
North America
1 816 347 3500

Support
Worldwide
1 877 649 5969

© 2017 LynxSpring, Inc. All rights reserved. All other trademarks and registered trademarks are properties of their respective owners.

Information and/or specifications published here are current as of the date of publication of this document. LynxSpring, Inc. reserves the right to change or modify specifications without prior notice. The latest product specifications can be found by contacting our corporate headquarters, Lee's Summit, Missouri. Products or features contained herein may be covered by one or more U.S. or foreign patents. This document may be copied only as expressly authorized by LynxSpring in writing. It may not otherwise, in whole or in part, be copied, photocopied, reproduced, translated, or reduced to any electronic medium or machine-readable form.

2017-0012