



### Onyxx<sup>®</sup> XM 34IO Features

- ✓ Can be used with a JENESys<sup>®</sup> Edge<sup>™</sup> 534
- ✓ Extremely compact, modular design allows flexibility/versatility in various combinations of IO
- ✓ Extends 34 points to an Onyxx-capable device
- ✓ 34 Points of Inputs/Outputs
- ✓ Add to a JENESys Edge 534, up to 8 additional extender modules (at 34 points of IO each) for a maximum of 306 points
- ✓ Small unit footprint (4.5" x 4.25" x 2.25")
- ✓ Low power

### Specifications

- ✓ 10 Digital Outputs
- ✓ 8 Analog Outputs
- ✓ 16 Universal Inputs
- ✓ Input mode setting per Universal Input (resistance, voltage, current, pulse, etc.)
- ✓ Micro USB (1), Onyxx Network
- ✓ Wired 24 Vac/dc
- ✓ 35 mm DIN rail or flat panel mounting

### LynxSpring's Onyxx XM 34IO


The Onyxx XM 34IO is part of LynxSpring's Edge-to-Enterprise portfolio of hardware, software and tools designed for today's buildings, IoT environments, device-to-enterprise integrations and machine-to-machine applications.

Designed to provide maximum performance at minimum cost, the unit is completely extendable and can be configured to add additional IOs to any JENESys Edge 534 IoT Controller with up to 306 IOs

The Onyxx XM 34IO has 34 points and native Onyxx and extends the IO for any device that has an Onyxx network.

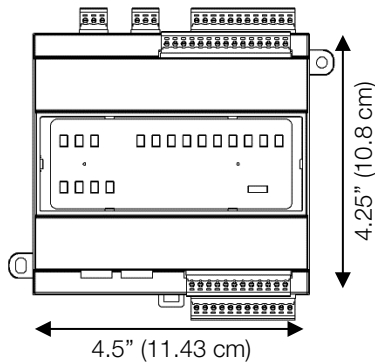
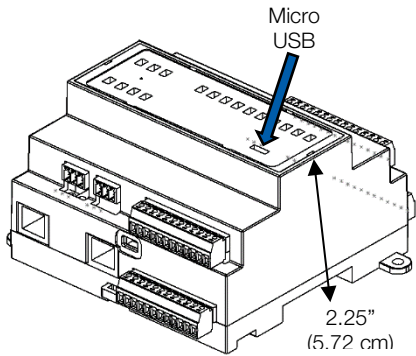
### Use Cases

- ✓ Additional IO for a JENESys Edge 534
- ✓ The Onyxx Network supports Onyxx XM 34IO Modules



**Note:** Add to a JENE-EG534, up to 8 additional Onyxx-XM34IO extender modules (at 34 points of IO each) for a maximum of 306 points.

### Dimensions



### Specifications

#### PLATFORM

Operating System Helixx<sup>®</sup> Framework by Lynxspring<sup>®</sup>

#### COMMUNICATION PORTS

Micro USB Serial shell access  
 Onyx Network 3-wire (LxH LxL SHLD) high-speed differential serial signal

#### INPUTS AND OUTPUTS

16 Universal Inputs Type-3 10 K ohm thermistors; resistance 0-100 K ohms; 0-10 Vdc; 0-20 mA using a 499 ohm resistor; pulse input: up to 500 Hz; 12 bit A/D resolution

10 Digital Outputs Form A contacts, 24 V at 0.5 A

8 Analog Outputs 0-10 Vdc

Connector Screw Size 3/32" slotted

Supported Wire Size 16-28 AWG

Housing UL94V-0

#### POWER

Power Input External 24 Vac/dc power supply, minimum 10 VA/module

#### CHASSIS

Construction Base: Plastic, DIN rail or screw mount Cover: Plastic

Cooling Internal air convection

Dimensions 4.5" (11.43 cm) width x 4.25" (10.8 cm) length X 2.25" (5.72 cm) depth

Mounting Flat panel and 35 mm DIN rail mounting options standard  
 Recommended maximum cable length: 30 feet

#### ENVIRONMENT

Operating Temperature Range 0 – 60 °C (32 –140 °F)

Storage Temperature Range 0 – 70 °C (32 –158 °F)

Relative Humidity Range 5 – 95% RH, non-condensing

#### CERTIFICATIONS

Compliance Approved: FCC 47CFR Parts 15B and 18, EN 55022, EN 55011, ICES-003, RoHS, UL 916, CSA C22.2 No. 205-17, EN 61010-1: 2010, IEC 61010-1, 3rd edition

#### WEIGHT

Onyx-XM34IO with cables 0.9 pounds

Product and Packaging 1.6 pounds

### Ordering Information

#### PART NUMBER(S)

Onyx-XM34IO

#### DESCRIPTION

Packaging will include one (1) Onyx XM 34IO Extender Module

©2021 by Lynxspring, Inc. All rights reserved. The information and/or specifications published here are current as of the date of publication of this document. Lynxspring, Inc. reserves the right to change or modify specifications without prior notice. The latest product specifications can be found by contacting our corporate headquarters in Lee's Summit, Missouri. Products or features contained herein are covered by one or more United States or foreign patents. Other brand and product names are trademarks or registered trademarks of their respective holders. This document may be copied by parties who are authorized to distribute Lynxspring products in connection with distribution of those products, subject to the contracts that authorize such distribution. It may not otherwise, in whole or in part, be copied, photocopied, reproduced, translated, or reduced to any electronic medium or machine-readable form without prior written consent from Lynxspring, Inc. Complete Confidentiality, Trademark, Copyright and Patent notifications can be found at: [lynxspring.com/company/legal](http://lynxspring.com/company/legal).

Lynxspring<sup>®</sup>, JENEsys<sup>®</sup>, Onyx<sup>®</sup> and Helixx<sup>®</sup> are registered trademarks of Lynxspring, Inc. JENEsys Edge<sup>™</sup> is a trademark of Lynxspring, Inc.

Niagara Framework<sup>®</sup> is a registered trademark of Tridium, Inc.